

Man's Knitted Bathing Costume

from

Viyella Knitting Book No.3, c.1920

MATERIALS.—'Viyella' Knitting Yarn, 4-ply, 7 oz. blue, 2 oz. cream; 2 bone knitting needles, No. 10; a bone crochet hook, No. 12; stitch-holder; a canvas belt; 2 pearl buttons.

Measurements.—Shoulder to lower edge, 34 in.


Tension.—About 7 stitches and 8 rows to 1 in.

Always knit into back of each cast-on stitch, also into first and last stitch of every row.

The Front.

* Commence at lower edge of a leg, casting on 56 stitches. Knit in ribbing of knit 1, purl 1, for 8 rows. Knit 28 rows stocking-stitch.* Slip these stitches on to stitch-holder until required, and repeat from * to *. 37th row: Knit 56, transfer stitches from stitch-holder to needle, and with right side of work facing, knit 56. (112 stitches.) 38th row: Purl. Knit 74 rows stocking-stitch. Break off blue, join on cream. 113th row: Knit 1, knit 2 together, knit until 3 remain, knit 2 together, knit 1. (110 stitches.) 114th row: Purl. Knit 10 rows stocking-stitch.

** With blue, knit 12 rows stocking-stitch. With cream, knit 12 rows stocking-stitch.** Repeat from ** to ** twice. With blue, knit 12 rows stocking-stitch. Break off blue, join on cream. 209th row: Knit 1, knit 2 together, knit until 3 remain, knit 2 together, knit 1. 210th row: Knit 1, purl 2 together, purl




until 3 remain, purl 2 together, knit 1. Repeat last 2 rows 5 times. With blue repeat 209th and 210th rows 3 times. 227th rows: As 209th rows. 228th rows: Purl. Repeat last 2 rows twice. (68 stitches.)

Break off blue, join on cream.*** 233rd row: Knit 26, slip these stitches on to stitch-holder for shoulder, cast off 16 for neck, knit 26. 234th row: Purl. 235th row: Knit 1, knit 2 together, knit to end. 236th row: Purl until 3 remain, purl 2 together, knit 1. Repeat last 2 rows 3 times. 243rd row: As 235th row. 244th row: Purl. With blue, repeat last 2 rows 6 times. With cream, knit 8 rows stocking-stitch. With blue, knit 6 rows stocking-stitch. Cast off.

Return to other shoulder, transfer stitches from stitch-holder to needle, point towards neck, join on cream. 234th row: Purl. 235th row: Knit until 3 remain, knit 2 together, knit 1. 236th row: Knit 1, purl 2 together, purl to end. Repeat last 2 rows 3 times. 243rd row: As 235th row. 244th row: Purl. With blue, repeat last 2 rows 6 times. Break off blue, join on cream. Knit 12 rows stocking-stitch. With blue, knit 6 rows stocking-stitch. Cast off.

The Back.

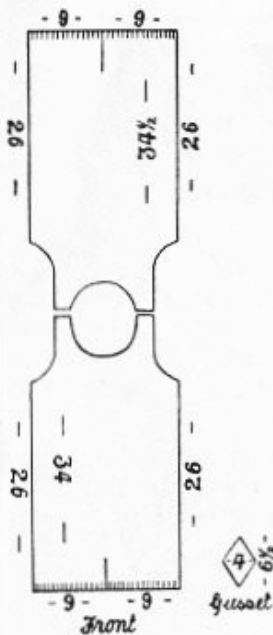


Actual size of stitch

Knit as directed for front until *** are reached. With cream, knit 12 rows stocking-stitch. Break off cream, join on blue. Knit 4 rows stocking-stitch. 249th row: Knit 26, slip these stitches on to stitch-holder for shoulder, cast off 16 for neck, knit 26. 250th row: Purl. 251st row: Knit 1, knit 2 together, knit to end. 252nd row: Purl until 3 remain, purl 2 together, knit 1. Repeat last 2 rows twice. Break off blue, join on cream. Repeat 251st and 252nd rows twice. 261st row: As 251st row. 262nd row: Purl. Repeat last 2 rows 3 times. With blue, repeat 251st and 262nd rows respectively until 11 stitches remain. Cast off.

Return to other shoulder, transfer stitches from stitch-holder to needle, point towards neck, join on blue. 250th row: Purl. 251st row: Knit until 3 remain, knit 2 together knit 1. 252nd row: Knit 1, purl 2 together, purl to end. Repeat last 2 rows twice. Break off blue. Repeat 251st, and 252nd rows twice. 261st row: As 251st row. 262nd row: Purl. Repeat last 2 rows 3 times. With blue, repeat 251st and 262nd rows respectively until 11 stitches remain. Cast off.

The Gusset.



Using blue, cast on 2 stitches. 1st row: Knit 2. 2nd row: Purl 2 into each stitch. 3rd row: Knit 1, knit 2 into each of next 2 stitches, knit 1. 4th row: Purl. 5th row: Knit 1, knit 2 into next stitch, knit until 2 remain, knit 2 into next stitch, knit 1. 6th row: Purl. Repeat last 2 rows 10 times. (28 stitches.) 27th row: Knit 1, knit 2 together, knit until 3 remain, knit 2 together, knit 1. 28th row: Purl. Repeat last 2 rows 11 times. 51st row: Knit 2 together, knit 2 together. Fasten off.

To Make Up.

Pin out each piece to measurements given in diagram, and press well on wrong side under a damp cloth with a hot iron. Sew up side and right shoulder seams. Sew in gusset and sew up leg seams. With blue work 2 rows of double crochet round armholes and neck, making 2 buttonholes loops on left front shoulder. Sew on buttons to correspond. Press all seams.